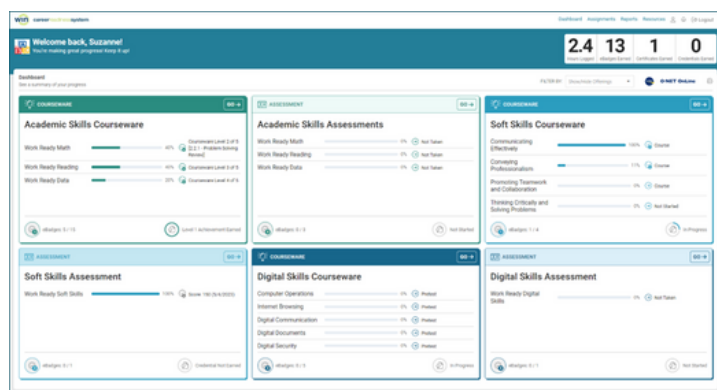
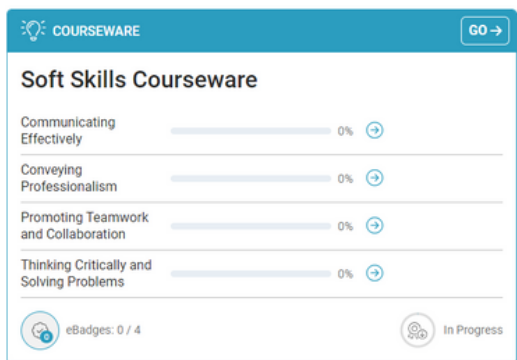


WIN CAREER READINESS SYSTEM LEARNER QUICK REFERENCE GUIDE

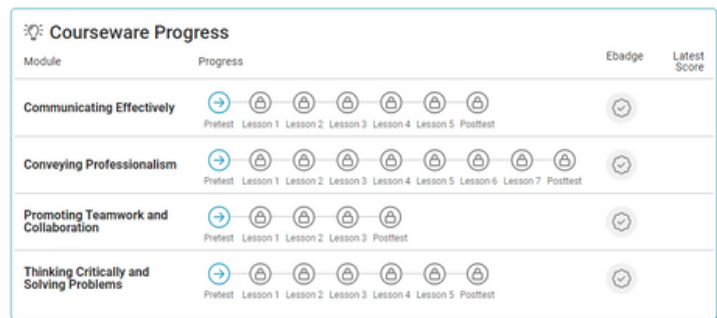
When you login to WIN Career Readiness System, you will begin on your dashboard. Your dashboard displays your courseware and assessment solutions and the number of eBadges, certificates, and credentials you have earned. You can also print your certificates and credentials from the dashboard.



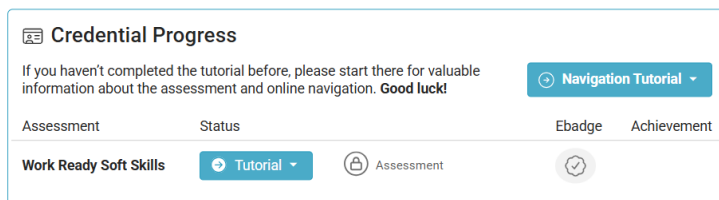
To enter a courseware or assessment solution, locate the tile and click **Go** in the top right corner.



Courseware landing pages display the lessons in each module and your progress. Click the arrow icon to get started in a lesson.



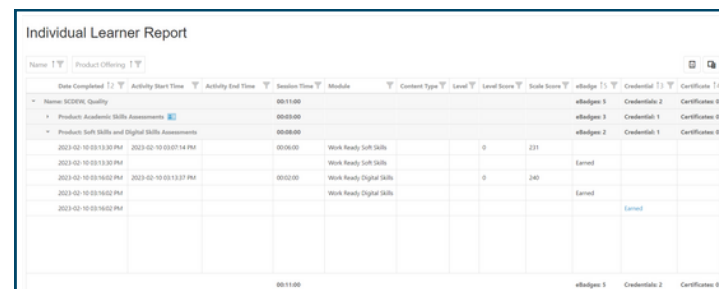
Assessment landing pages allow you to access the tutorial and the assessment. Assessments will be locked until your proctor assigns them to you. You can access the tutorials at any time. You can also view your score and print your credential from this screen.



Click on **Reports** in the top menu of your dashboard to view your Individual Report.



Find the credential name and the date you completed the assessment. If you earned a credential, click **Earned** to download your credential.



Click on **Resources** in the top menu to go to the Resource Center, where you can learn more about the courseware and assessment solutions.

Click the person icon to see your user profile. Click the bell icon to see product updates and announcements. Logout by clicking the logout icon.



Need help? Contact WIN Support.

Phone: 888-717-9461 Option 3

Email: support@winlearning.com

